

1

2

3

4

5

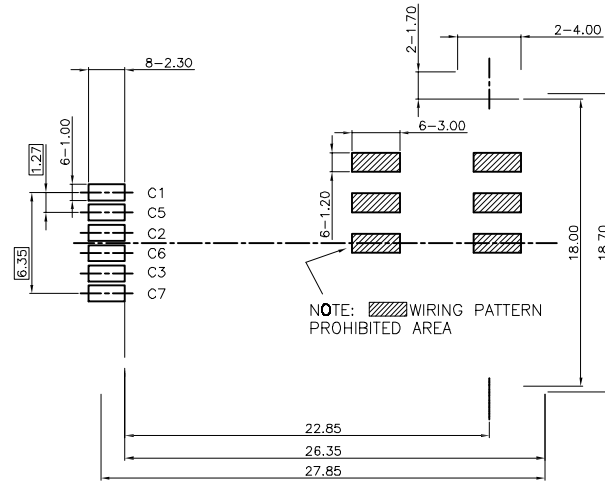
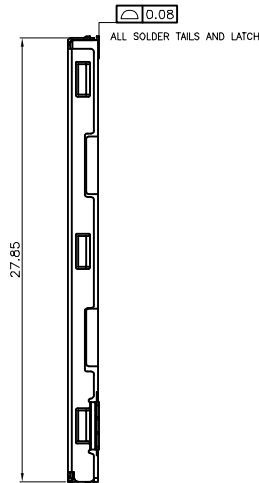
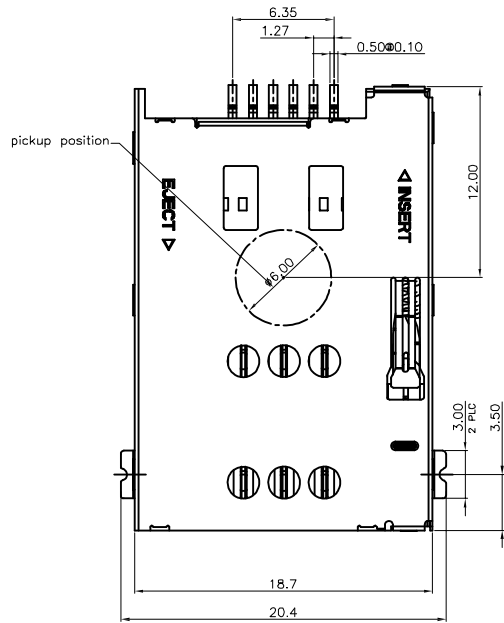
A

B

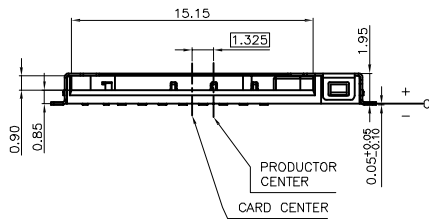
C

D

E

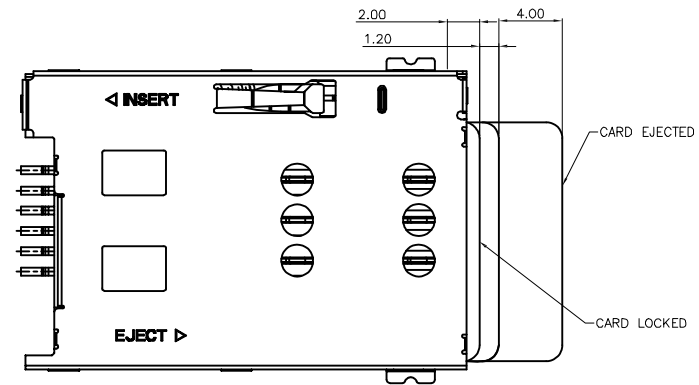


RECOMMENDED PCB LAYOUT(TOP VIEW)



SIM PIN CODE

PIN CODE	SIGNAL	DESCRIPTION	PIN CODE	SIGNAL	DESCRIPTION
C1	SIM VDD	SIM CARD POWER SUPPLY	C5	GND	CONNECT TO GND
C2	SIM RST	SM CARD RESET	C6	VPP	NOT CONNECT
C3	SIM CLK	SIM CARD CLOCK	C7	SIM I/O	SIM CARD DATA I/O



TITLE: 6P SIM CARD PUSH-PUSH

GENERAL TOLERANCE ±0.20 GENERAL ANGLE TOLERANCE ±3°	PART NO.:			
	DRAWN BY	Robert	DRAWING NO.	
	CHECKED BY	Rain	DRAWING SIZE	4 : 1 A4
	APPROVED BY	Michael	UNIT	mm
		PAGE	1 OF 1	

A	2008/08/01	NEW RELEASE		Rain WEN
REV	DATE	DESCRIPTION	ECN NO.	NAME